



# Third Annual *Ichiyo* Art Retreat

With **Elaine Jo**, Executive Master  
Timber Ridge Conference Center, Mableton, Georgia  
April 1-3, 2008

## Mission Statement:

*This Ichiyo Ikebana conference is offered for the purpose of promoting interaction, friendship, and focus among Ichiyo Ikebana artists and their students who are or have studied with Elaine Jo. Held in a retreat setting, the conference will provide a three day intensive workshop to augment regular lessons of the Ichiyo-style of Ikebana and to reinforce the motto of the school "The free style of flowers".*

**Instructor:** Elaine Jo, Executive Master [ichiyoart@aol.com](mailto:ichiyoart@aol.com) 404 233-1846  
**Coordinator:** Bianca Lee [biancalee@bellsouth.net](mailto:biancalee@bellsouth.net) 404 634-9606  
**Presenters:** Libby Campbell, Yuko Hancock, Valerie Eccleston,  
Jeanne Houlton, Donna Scott, Terri Todd

Continental Breakfast 7:30-8:30, Lunch 12:00-1:00, Dinner 6:00-7:00  
Check in after 2:00 P.M. Check out before 10:00 A.M.

## PROGRAM:

### April 1, Tuesday

**11:00 Set up personal interest table.** Please bring anything you would like to share with the group, such as your sketchbook, books which have inspired you, newspaper articles, etc. **Set up table with containers to be sold.** This is your chance to sell your containers and pick up something new for yourself from someone else's collection. **Yuko Hancock** will coordinate setting the tables up.


**12:00-1:00** Lunch

**1:00 Opening of the Conference**

### Workshop 1: **Where we have been - Crossing Lines**

Seventy years ago when the Ichiyo School was in its infancy, many of the traditions of an earlier age were still in place. This included avoiding crossing lines which were considered to be a symbol of death in Buddhist thought.

When Meikof Kasuya became headmaster of the school in 1947 his interpretation of line and shape were considered revolutionary. Perhaps the most revolutionary idea of all was the introduction of crossing lines. Representing a total break with tradition, at first the concept was not well received. Now, of course, the crossing style is commonly used and appreciated in all schools.



This workshop is in honor of *Meikof Kasuya* whose mark on ikebana has left a lasting imprint, not only on ikebana of the Ichiyo School but in ikebana as it extends beyond the influence of one single school. The Crossing Line Form in the Secondary Course is simply the beginning of understanding this type of line movement. **In this workshop we will arrange with crossing lines in free form.** Many of Iemoto's arrangements in his book "Creating Ikebana" show crossing lines. Especially good examples are the arrangement opposite the Contents page and the arrangement on page 58.

3:00 Coffee break

3:30 **Workshop 2: Where We Are Now – Hanatsuitate**



Akihiro Kasuya picked up the mantle of the Ichiyo School after his father passed away in 1983. His ikebana influence has also extended beyond the Ichiyo School and we will talk about several of these influences in the next workshop. His latest style, called **Hanatsuitate**, will be introduced by **Jeanne Houlton**. Jeanne and **Valerie Eccleston** will lead the workshop, teaching a **modified version of the basic tsuitate style.**



6:00-7:00 Dinner

7:00 **Fellowship hour with light refreshments (Wine, Cheese & Crackers)**

## April 2, Wednesday


7:15-8:00 **Optional Yoga**

7:30-8:30 Continental Breakfast

9:00-9:15 **SEIZA (quiet time with harmony)**

9:15 **workshop 3: Nageire Techniques in a Moribana Container**



**This workshop requires advanced preparation**



Just as his father before him brought many new concepts to Ichiyo Ikebana, Akihiro Kasuya has introduced many new and interesting ideas, including the no kenzan style. This is a significant development because it allows the material to rise freely and naturally from the water unrestricted by a kenzan. As the concept broadened many new ideas were introduced to support the material. The majority of the arrangements in Akihiro Kasuya's

book "Creating Ikebana" are designs arranged with unusual support systems; rocks, glass, ceramic balls and loops, bowls within bowls, bamboo, etc. In this workshop each person will introduce their own support system idea. Please look for this idea before you come. It will be interesting to see how many different support systems we come up with. Selecting an interesting free style container is especially important for the most creative designs.

No Kenzan  
Fish tackle as the support



12:00-1:00 Lunch

1:00 **workshop 4: Representative Ikebana**

Exhibition will be set up in the Timber Ridge Lobby.

This workshop requires advanced preparation

In this exhibition workshop each person will have **selected in advance a favorite famous city of the world and will interpret characteristics of that city through ikebana.** The name of the city should remain a secret. After the design is completed and set in place, the arranger will give a multiple choice oral exam to help identify her favorite place. The first person to get the right answer will get to introduce her arrangement next.

2:30 Coffee break

3:00 **workshop 5: Study in Black and White (Light and Shadow)**

This workshop is a variation of the series of lessons related to color, although here we will emphasize opposites: black and white. Donna Scott will first present a brief collage workshop with ideas for applying black and white paper onto the provided black flower *shitajiki* stand (yours to keep). You may then arrange your own style using black or white with a little dash of color and greenery. **Please bring a black or white free style container.**

6:00-7:00 Dinner

7:00 **Fellowship hour; Origami with Libby Campbell**

## April 3, Thursday

7:15-8:00 *Optional Yoga*

7:30-8:30 Continental Breakfast

9:00-9:15 *SEIZA (quiet time with harmony)*

9:15 **Workshop 6: One Leaf - One Flower (two allowed)**

Although this seems like a simple concept, as you already know, the simpler the arrangement, the harder it is to create a work which has great aesthetic appeal. Please consider carefully the container you use and how you want to present the material with imagination, style and a modern touch.

11:30 **Closing of the Exhibition, Group clean-up**

12:00-1:00 Lunch

Informal planning meeting for *Ichijo Art Retreat 2009*

1:00 **Closing of the Conference**

